



District Report Card: 2017


State: Odisha	District: Cuttack
Class: 5	Subject: Language
Schools: 60	Students: 1021


Participation/Coverage


Students

GENDER 	Boys		Girls	
	Number	%	Number	%
	516	50.54	505	49.46

AREA 	Rural		Urban	
	Number	%	Number	%
	874	85.60	147	14.40

CATEGORY 	SC		ST		OBC		GEN	
	Number	%	Number	%	Number	%	Number	%
	279	27.33	110	10.77	506	49.56	126	12.34

CWSN 	LD	VI	HI	S&LD	ID	Oth
	1	3	1	3	0	4

Management 	Government		Government-aided	
	Number	%	Number	%
	997	97.65	24	2.35

Average Performance of Students in Language (%)

Overall	Gender		Area		Management		Social Group			
	Male	Female	Rural	Urban	Govt.	Aided	SC	ST	OBC	GEN
64.15	63.44	64.87	64.98	59.18	64.53	48.33	64.87	57.39	65.93	61.27

Performance on Learning Outcomes (LOs)

Learning Outcomes	Description	Average Performance(%)
L504	Reads and comprehends independently storybooks, news items/ headlines, advertisements etc.	61.74
L508	Reads text with comprehension, locates details and sequence of events	65.35

Range of Performance of Students who Answered Correctly							
Below 30%		30% - 50%		50% - 75%		Above 75%	
Number	%	Number	%	Number	%	Number	%
62	6.07	184	18.02	457	44.76	318	31.15

Lowest Performing Learning Outcomes (LOs)

- 1 - Reads and comprehends independently storybooks, news items/ headlines, advertisements etc. (61.74)
- 2 - Reads text with comprehension, locates details and sequence of events (65.35)